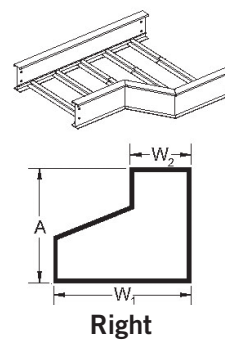
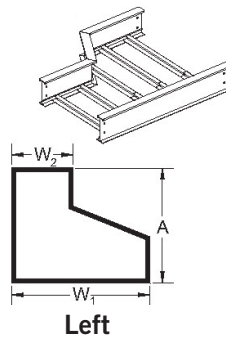
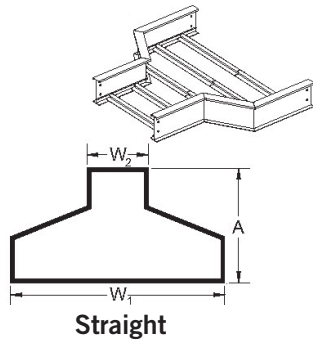


REDUCERS (STRAIGHT, LEFT, RIGHT)



To complete catalogue number insert the appropriate prefixes (2) in place of asterisks.

S	R	A	*	5	3	**
BASIC PART	MATERIAL FINISH	SIDERAIL HEIGHT	WIDTH 1	WIDTH 2	RUNG SPACING	
SR - Straight Reducer LR - Left Reducer RR - Right Reducer	A - Aluminum	1 - C / 90mm (3.5") 2 - C / 152mm (6.0") 4 - D / 114mm (4.5") 5 - D / 152mm (6.0") 7 - E / 114mm (4.5") 8 - E / 152mm (6.0") H - E / 160mm (6.3") 9 - E / 203mm (8.0")	3 - 203mm (8") 5 - 300mm (12") 6 - 450mm (18") 7 - 600mm (24") 8 - 750mm (30") 9 - 900mm (36")	2 - 150mm (6") 3 - 203mm (8") 5 - 300mm (12") 6 - 450mm (18") 7 - 600mm (24") 8 - 750mm (30")	1 - Solid 2 - Ventilated 4 - Ladder	

				STRAIGHT REDUCER		LEFT REDUCER		RIGHT REDUCER		
TRAY WIDTH				CATALOGUE #	DIMENSIONS		CATALOGUE #	CATALOGUE #	DIMENSIONS	
W1		W2		* SIDERAIL HEIGHT ** RUNG SPACING	A		* SIDERAIL HEIGHT ** RUNG SPACING	* SIDERAIL HEIGHT ** RUNG SPACING	A	
mm	(in)	mm	(in)		mm	(in)			mm	(in)
203	(8)	150	(6)	SRA-(*)32(**)	225	(8.9)	LRA-(*)32(**)	RRA-(*)32(**)	250	(9.8)
300	(12)	150	(6)	SRA-(*)52(**)	250	(9.8)	LRA-(*)52(**)	RRA-(*)52(**)	290	(11.4)
		203	(8)	SRA-(*)53(**)	225	(8.9)	LRA-(*)53(**)	RRA-(*)53(**)	250	(9.8)
450	(18)	150	(6)	SRA-(*)62(**)	290	(11.4)	LRA-(*)62(**)	RRA-(*)62(**)	380	(15.0)
		203	(8)	SRA-(*)63(**)	270	(10.6)	LRA-(*)63(**)	RRA-(*)63(**)	340	(13.4)
		300	(12)	SRA-(*)65(**)	250	(9.8)	LRA-(*)65(**)	RRA-(*)65(**)	290	(11.4)
600	(24)	150	(6)	SRA-(*)72(**)	340	(13.4)	LRA-(*)72(**)	RRA-(*)72(**)	465	(18.3)
		203	(8)	SRA-(*)73(**)	310	(12.2)	LRA-(*)73(**)	RRA-(*)73(**)	425	(16.7)
		300	(12)	SRA-(*)75(**)	290	(11.4)	LRA-(*)75(**)	RRA-(*)75(**)	380	(15.0)
		450	(18)	SRA-(*)76(**)	250	(9.8)	LRA-(*)76(**)	RRA-(*)76(**)	290	(11.4)
750	(30)	150	(6)	SRA-(*)82(**)	380	(15.0)	LRA-(*)82(**)	RRA-(*)82(**)	460	(18.1)
		203	(8)	SRA-(*)83(**)	355	(14.0)	LRA-(*)83(**)	RRA-(*)83(**)	510	(20.1)
		300	(12)	SRA-(*)85(**)	335	(13.2)	LRA-(*)85(**)	RRA-(*)85(**)	465	(18.3)
		450	(18)	SRA-(*)86(**)	290	(11.4)	LRA-(*)86(**)	RRA-(*)86(**)	380	(15.0)
		600	(24)	SRA-(*)87(**)	250	(9.8)	LRA-(*)87(**)	RRA-(*)87(**)	290	(11.4)
900	(36)	150	(6)	SRA-(*)92(**)	425	(16.7)	LRA-(*)92(**)	RRA-(*)92(**)	640	(25.2)
		203	(8)	SRA-(*)93(**)	400	(15.7)	LRA-(*)93(**)	RRA-(*)93(**)	600	(23.6)
		300	(12)	SRA-(*)95(**)	380	(15.0)	LRA-(*)95(**)	RRA-(*)95(**)	460	(18.1)
		450	(18)	SRA-(*)96(**)	335	(13.2)	LRA-(*)96(**)	RRA-(*)96(**)	465	(18.3)
		600	(24)	SRA-(*)97(**)	290	(11.4)	LRA-(*)97(**)	RRA-(*)97(**)	380	(15.0)
		750	(30)	SRA-(*)98(**)	250	(9.8)	LRA-(*)98(**)	RRA-(*)98(**)	290	(11.4)