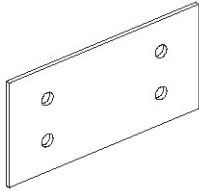


CONNECTORS

UNIVERSAL CONNECTOR

Part No. UCA (Sold Separately)

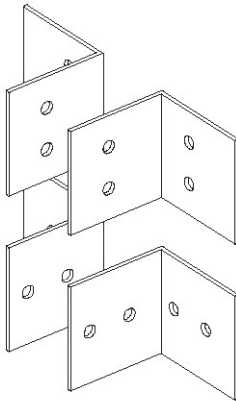
Used to connect tray or fittings together.



BOX TO TRAY CONNECTOR

Part No. BTA (Sold in Pairs)

Used to attach the end of a tray run to a distribution box or control center.

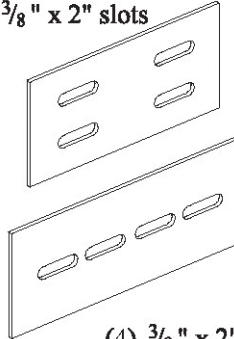


EXPANSION CONNECTOR

Part No. EC (Sold in Pairs)

Allows for 25mm (1") of contraction/expansion of tray or where expansion joints occur in the system.

(4) 3/8" x 2" slots

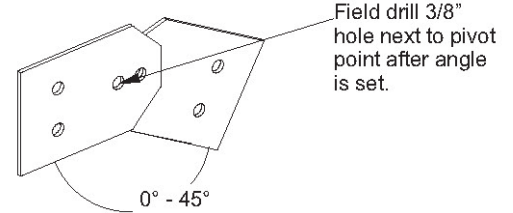


(4) 3/8" x 2" slots

VERTICAL CONNECTOR

Part No. (Sold in Sets)

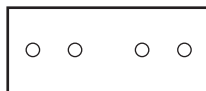
These connectors provide changes in elevation that do not conform to vertical standard fittings.



HOLE PATTERNS

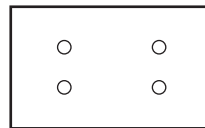
C - 90 mm Siderail

D, E - 114mm Siderail

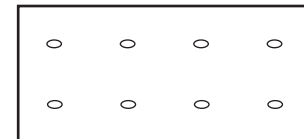


C,D,E - 152mm Siderail

E - 160mm Siderail



E - 203mm Siderail



To complete catalogue number insert the appropriate prefixes (1) in place of asterisks.

U	C	A	—	*
↓	↓	↓		↓
BASIC PART		MATERIAL FINISH		SIDERAIL HEIGHT
UC - Universal connector		A - Aluminum		1 - C / 90mm (3.5")
EC - Expansion connector				2 - D,E / 114mm (4.5")
BT - Box to Tray connector				4 - C,D,E / 152mm (6.0")
VC - Vertical connector				H - E / 160mm (6.3")
				9 - E / 203mm (8.0")

ALL CONNECTORS SUPPLIED WITH HARDWARE.

CONNECTORS

OVER SUPPORT BRACKETS

UNIVERSAL CONNECTOR

Part No. **OSB-UCA** (Sold in Pairs)

To be used when tray is not installed at the recommended 1/4 span and supports are located directly below the connector plates. 48" in length, the connector will provide extra support to prevent excessive deflection.



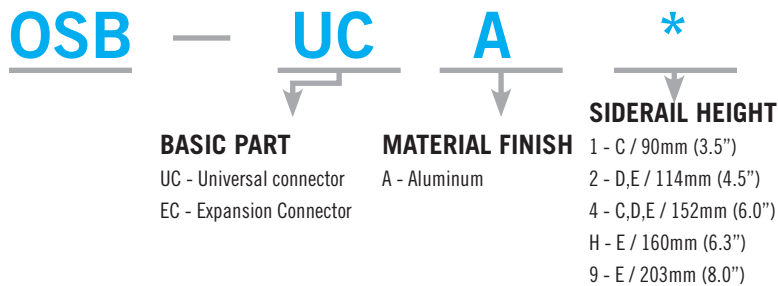
EXPANSION CONNECTOR

Part No. **OSB-ECA** (Sold in Pairs)

To be used when tray is not installed at the recommended 1/4 span and supports are located directly below the connector plates. Our Support Expansion connectors can also be used to reduced NEMA recommended supports during regular 1/4 span supports. 48" in length, the connectors will provide extra support to prevent excessive deflection.

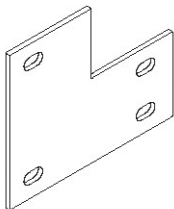


To complete catalogue number insert the appropriate prefixes (1) in place of asterisks.



UNIVERSAL STEP DOWN PLATE Part No. **UCA** (Sold in Pairs)

To be used when connecting tray with siderails (S/R) of different heights.



PART NUMBER	DESCRIPTION
UCA-98	203mm S/R to 160/152mm S/R
UCA-94	203mm S/R to 114mm S/R
UCA-84	160/152mm S/R to 114mm S/R
UCA-81	160/152mm S/R to 90mm S/R
UCA-41	114mm S/R to 90mm S/R

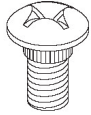
SPECIAL UNIVERSAL CONNECTORS (Sold in Pairs)

When connecting to existing tray that is either obsolete or is that of a different manufacturer, custom adapters can be fabricated at standard connector pricing. Please consult factory for details.

ALL CONNECTORS SUPPLIED WITH HARDWARE.

CONNECTOR HARDWARE (REGULAR)

(Case hardened steel electrogalvanized)



PART No. UNI-B3816
3/8" x 3/4" - 16 Spline Bolt,
used with C, D, E regular tray.



PART No. UNI-N3816
3/8" - 16 Hex-Flanged nut with serrated
washer face, used with all tray types.

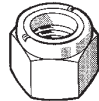
PART No. UNI-S3834 (SET)

EXPANSION HARDWARE

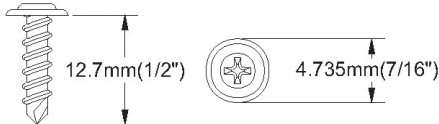
(Case hardened steel electrogalvanized)



PART No. UNI-BPP3816
3/8" x 1" - 16 Philips Pan Bolt,
used with all tray types.



PART No. UNI-NSE3816
3/8" - 16 Standard Nylon insert lock nut,
used with all tray types.



SELF DRILLING/TAPPING SCREW (REGULAR)

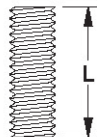
PART No. UNI-S1012

10 x 1/2" for use with covers, barriers
and drop-out installations.

HANGER RODS

PART No. AT

3/8" - 16
1/2" - 13



L	3/8"-16	1/2"-13
300mm (12")	AT3003	AT3001
600mm (24")	AT6003	AT6001
900mm (36")	AT9003	AT9001
1220mm (48")	AT1223	AT1221
1829mm (72")	AT1823	AT1821
3048mm (120")	AT3043	AT3041

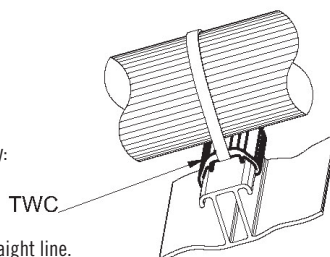
TIE WRAP CLIP

PART No. UNI-TWC

Sold in quantities of 100.

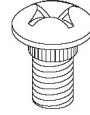
- Allows for more economical installation
of conventional wraps on aluminum tray by:

- Faster application times.
- Use of shorter tie wraps.
- Visually keeps the cable in a straight line.



CONNECTOR HARDWARE (HEAVY DUTY)

(Case hardened steel electrogalvanized)




PART No. UNI-HDB38161
3/8" x 1" - 16 Spline Bolt, used with
E Heavy Duty tray.



PART No. UNI-N3816
3/8" - 16 Hex-Flanged nut with
serrated washer face, used with all
tray types.

COMMUNICATION CHANNEL HARDWARE


(Case hardened steel electrogalvanized)



PART No. UNI-B1412
1/4" X 1/2" Square Neck Carriage Bolt



PART No. UNI-N1412
1/4" K-LOK" lock nut



SELF DRILLING/TAPPING SCREW (HEAVY DUTY)

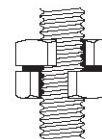
PART No. UNI-S1224

12/24 x 7/8" HWH for use with heavy duty covers, barriers and drop-out
installations.

SLIP-ON NUTS

PART No. UNI-SN

UNI-SN38 - 3/8" - 16
UNI-SN12 - 1/2" - 13



Lock nut attaches anywhere to rod. Reduces field installation
costs proportionately to number of hanger supports.